

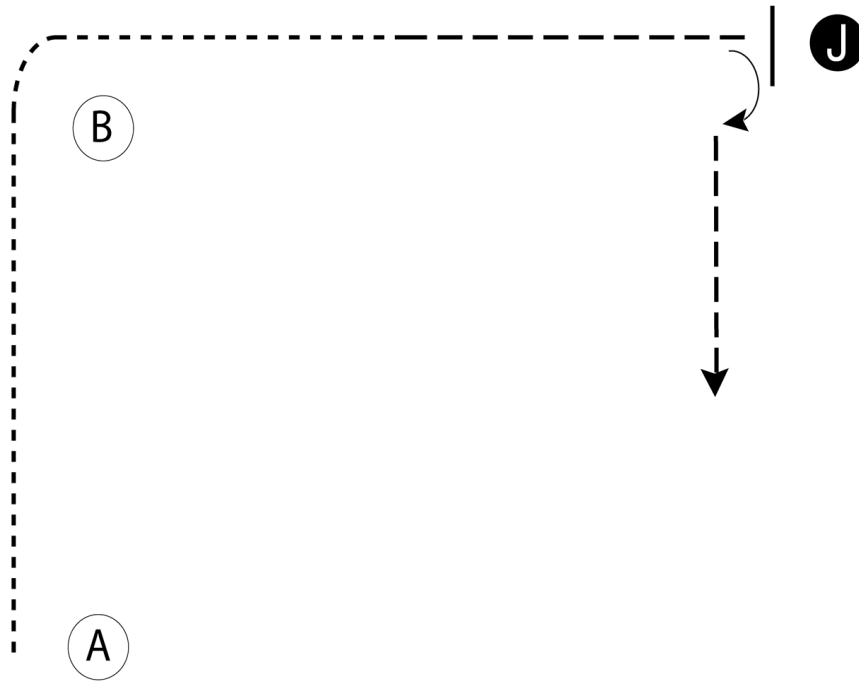
Salt Creek Wranglers May 5th Show

ICE 10 and Under WALK ONLY Showmanship (WALK ONLY 10 and Under)

Show Date: 05-05-2024

w w w . H o r s e S h o w P a t t e r n s . c o m

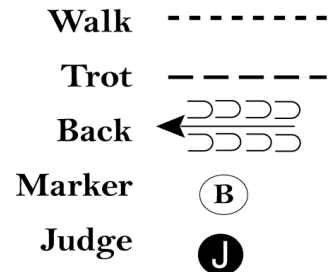
w w w . H o r s e S h o w P a t t e r n s . c o m



Be ready at A.

1. Walk from A around B and half way to the Judge.
2. **WALK** to the Judge and set up for inspection.
3. When dismissed, perform a 90 degree turn and trot straight away from the Judge.

Follow the instructions of your ring steward.



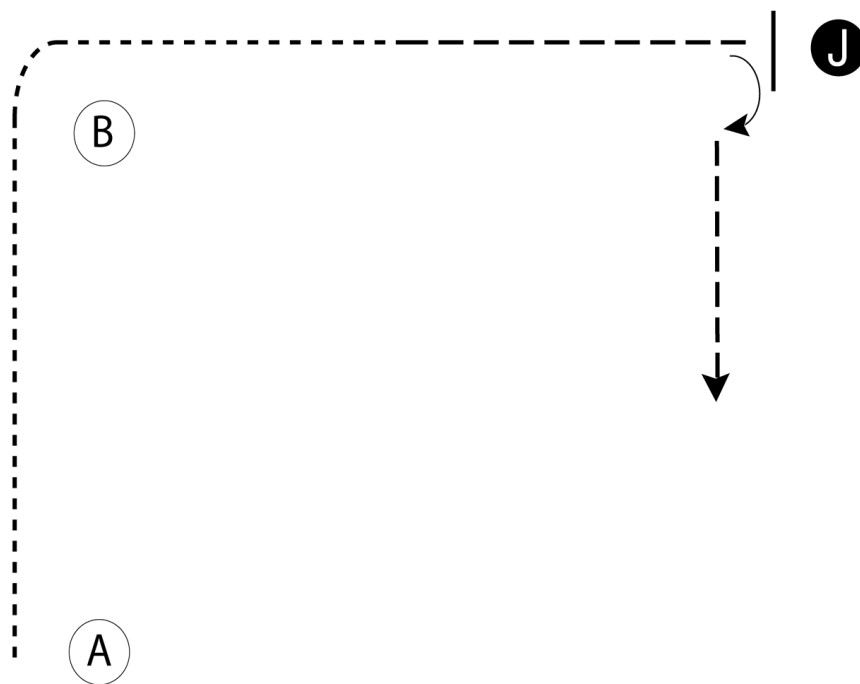
[S/WT-33]

Pattern Provided by:
Salt Creek Wranglers

Salt Creek Wranglers May 5th Show

Showmanship 13 and Under (13 and Under)

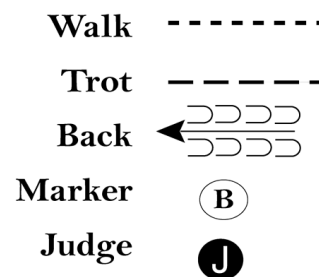
Show Date: 05-05-2024



Be ready at A.

1. Walk from A around B and half way to the Judge.
2. Trot to the Judge and set up for inspection.
3. When dismissed, perform a 90 degree turn and trot straight away from the Judge.

Follow the instructions of your ring steward.



[S/WT-33]

Pattern Provided by:
Salt Creek Wranglers

w w w . H o r s e S h o w P a t t e r n s . c o m

w w w . H o r s e S h o w P a t t e r n s . c o m

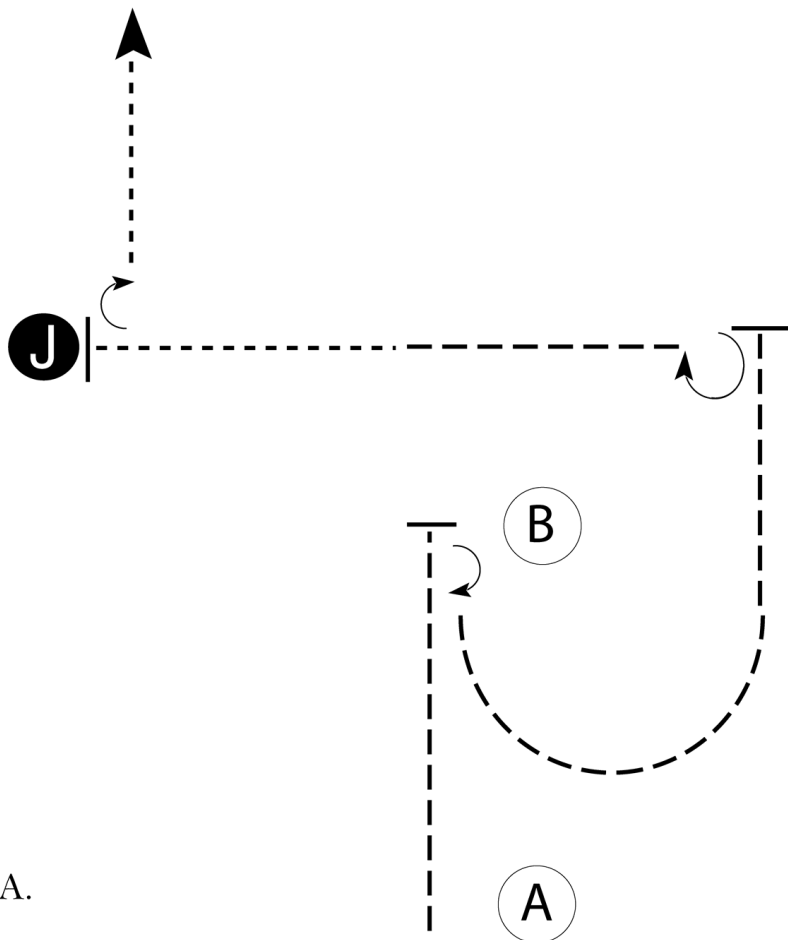
Salt Creek Wranglers May 5th Show

Showmanship 14 - 18 (14 - 18)

Show Date: 05-05-2024

w w w . H o r s e S h o w P a t t e r n s . c o m

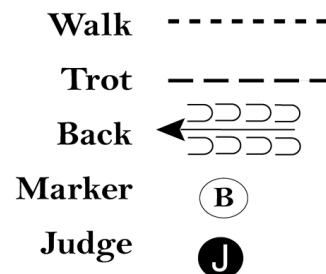
w w w . H o r s e S h o w P a t t e r n s . c o m



Be ready at A.

1. Trot to B.
2. Stop and perform a 180 degree turn.
3. Trot a half circle, then trot straight until even Judge.
4. Perform a 270 degree turn.
5. Trot halfway to Judge then walk to Judge. Stop and set up for inspection.
6. When dismissed, turn 90 degrees and walk straight away.

Follow the instructions of your ring steward.



[S/1-69]

Pattern Provided by:
Salt Creek Wranglers

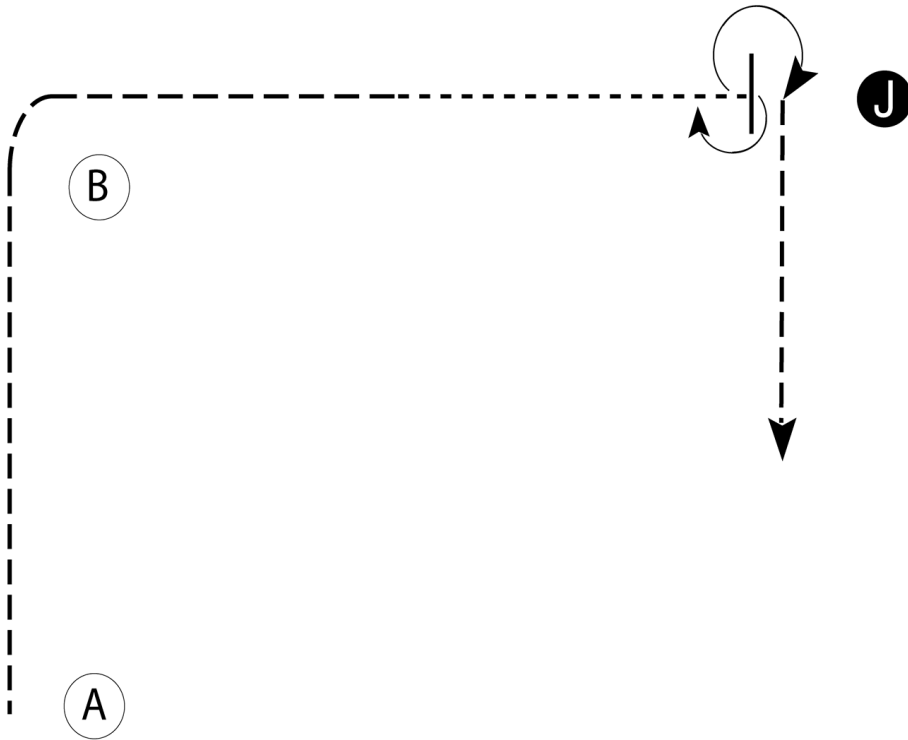
Salt Creek Wranglers May 5th Show

Adult Showmanship (19 and Over, Primetime)

Show Date: 05-05-2024

www.HorseShowPatterns.com

www.HorseShowPatterns.com



Be ready at A.

1. Trot from A around B and half way to the Judge.
2. Break to the walk. Walk to the Judge.
3. Stop and perform a 180 degree turn. Set up for inspection.
4. When dismissed, perform a 270 degree turn and trot straight away from the Judge.

Follow the instructions of your ring steward.

Walk	-----
Trot	- - - - -
Back	←
Marker	ⓑ
Judge	ⓙ

[S/2-33]

Pattern Provided by:
Salt Creek Wranglers

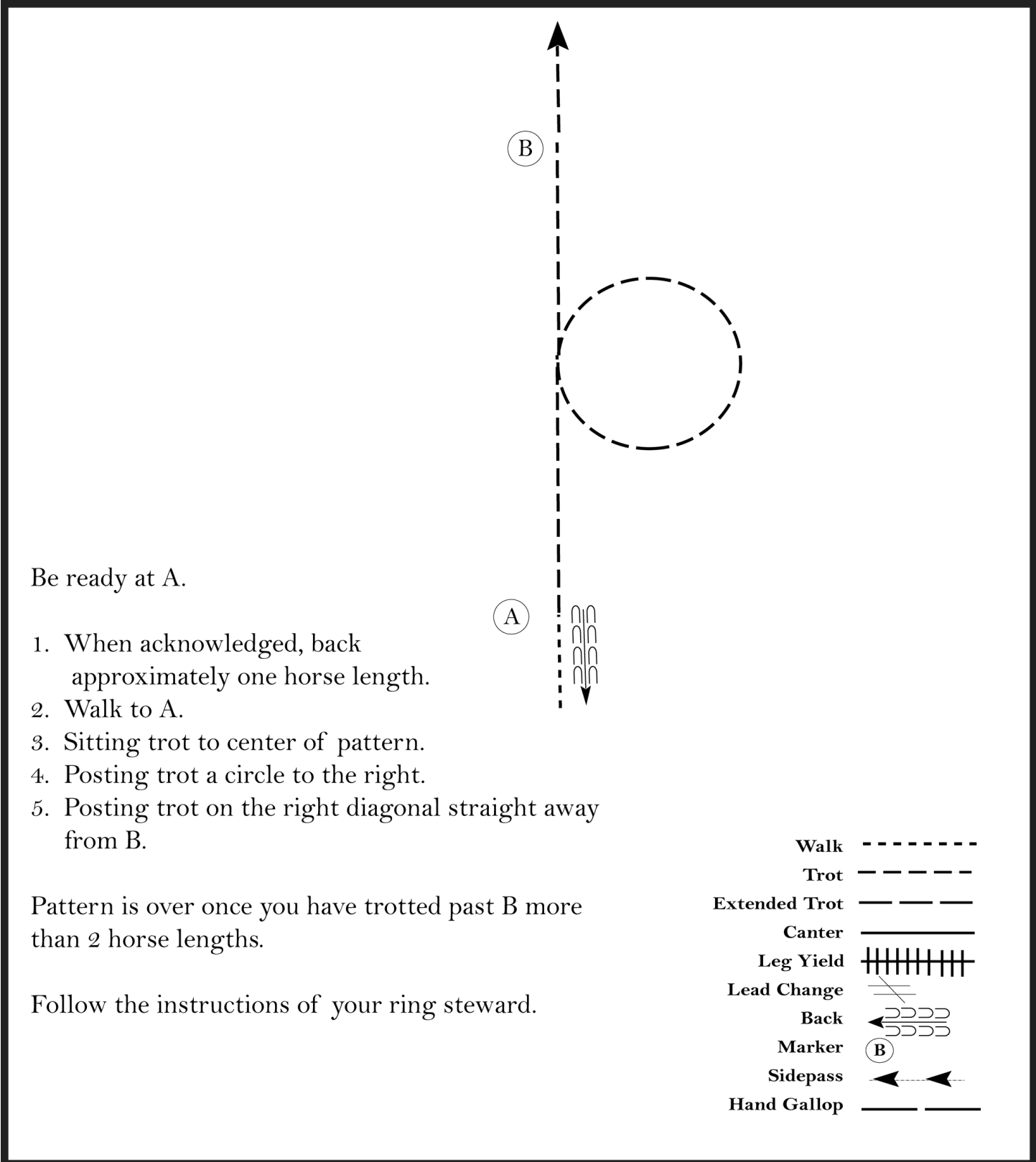
Salt Creek Wranglers May 5th Show

NOVICE Walk/Trot English Equitation (NOVICE Walk/Trot)

Show Date: 05-05-2024

w w w . H o r s e S h o w P a t t e r n s . c o m

w w w . H o r s e S h o w P a t t e r n s . c o m



Be ready at A.

1. When acknowledged, back approximately one horse length.
2. Walk to A.
3. Sitting trot to center of pattern.
4. Posting trot a circle to the right.
5. Posting trot on the right diagonal straight away from B.

Pattern is over once you have trotted past B more than 2 horse lengths.

Follow the instructions of your ring steward.

Walk	-----
Trot	- - - - -
Extended Trot	— — — — —
Canter	—————
Leg Yield	
Lead Change	↙ ↘
Back	← ← ← ← ←
Marker	⊙
Sidepass	← — — — — →
Hand Gallop	— — — — —

[HSE/WT-55]

Pattern Provided by:
Salt Creek Wranglers

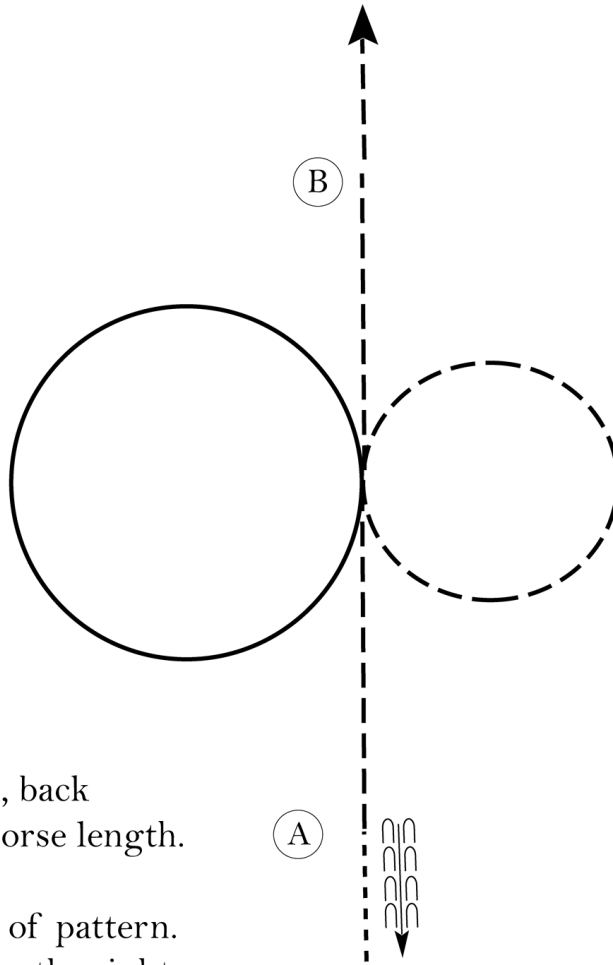
Salt Creek Wranglers May 5th Show

13 and Under Equitation (13 and Under)

Show Date: 05-05-2024

w w w . H o r s e S h o w P a t t e r n s . c o m

w w w . H o r s e S h o w P a t t e r n s . c o m



Be ready at A.

1. When acknowledged, back approximately one horse length.
2. Walk to A.
3. Sitting trot to center of pattern.
4. Posting trot a circle to the right.
5. Canter a larger circle to the left.
6. Posting trot on the right diagonal straight away from B.

Pattern is over once you have trotted past B more than 2 horse lengths.

Follow the instructions of your ring steward.

Walk	-----
Trot	- - - - -
Extended Trot	-----
Canter	—————
Leg Yield	
Lead Change	↙ ↘
Back	← ← ← ← ←
Marker	⊙
Sidepass	← — — — — →
Hand Gallop	—————

[HSE/1-55]

Pattern Provided by:
Salt Creek Wranglers

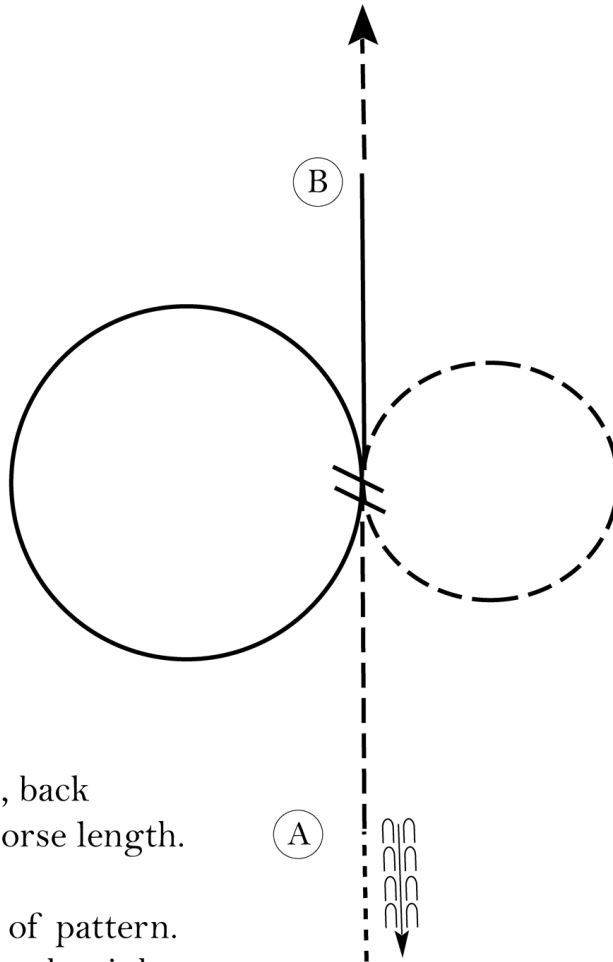
Salt Creek Wranglers May 5th Show

14 - 18 Equitation (14 - 18)

Show Date: 05-05-2024

w w w . H o r s e S h o w P a t t e r n s . c o m

w w w . H o r s e S h o w P a t t e r n s . c o m



Be ready at A.

1. When acknowledged, back approximately one horse length.
2. Walk to A.
3. Sitting trot to center of pattern.
4. Posting trot a circle to the right.
5. Canter a larger circle to the left.
6. Perform a simple lead change at center of pattern.
7. Canter to B.
8. Posting trot on the right diagonal straight away from B.

Pattern is over once you have trotted past B more than 2 horse lengths.

Follow the instructions of your ring steward.

Walk	-----
Trot	- - - - -
Extended Trot	— — — — —
Canter	—————
Leg Yield	
Lead Change	↘ ↙
Back	←←←←
Marker	⊙
Sidepass	← — — — — →
Hand Gallop	—— — — —

[HSE/2-55]

Pattern Provided by:
Salt Creek Wranglers

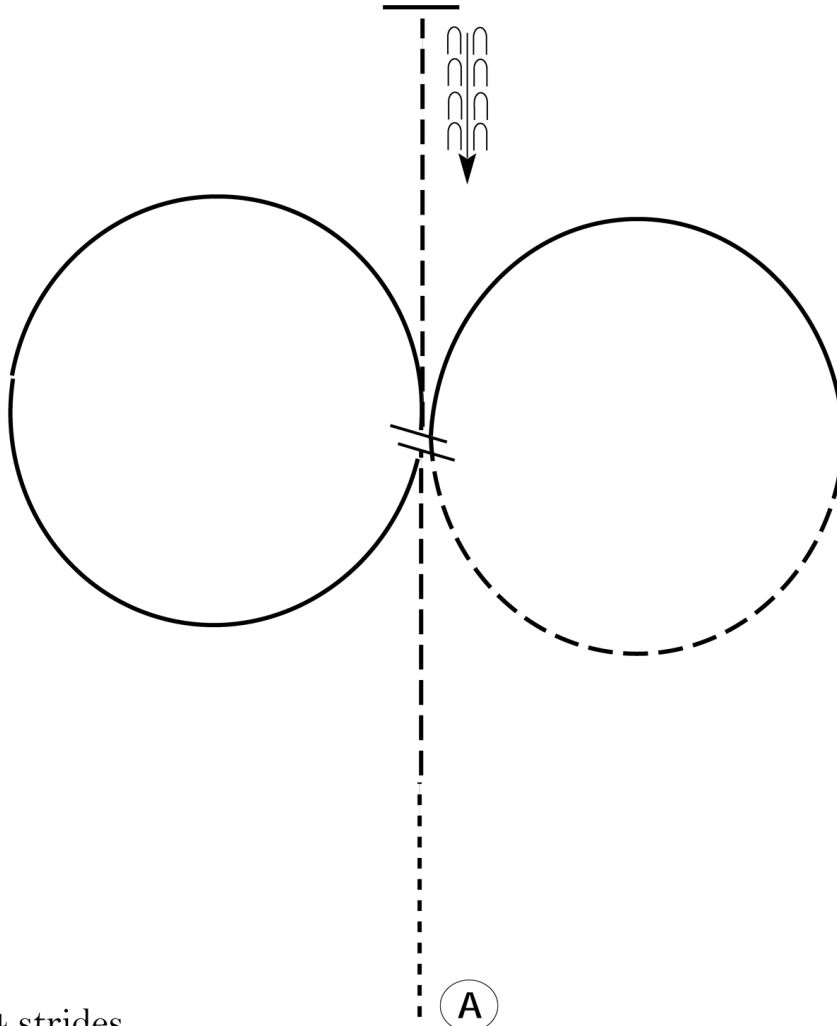
Salt Creek Wranglers May 5th Show

Adult Hunt Seat Equitation (19 and Over, Primetime)

Show Date: 05-05-2024

www.HorseShowPatterns.com

www.HorseShowPatterns.com



Be ready at A.

1. Walk for 3-4 strides.
 2. Posting trot on the right diagonal for 6 strides.
 3. Canter a circle to the left.
 4. Change leads at the center.
 5. Canter a half circle to the right.
 6. Close the circle at a posting trot.
 7. When at the center, sitting trot in a straight line for 6-8 strides.
 8. Halt and back approximately one horse length.
- Follow the instructions of your ring steward.

Walk	-----
Trot	- - - - -
Extended Trot	-----
Canter	—————
Leg Yield	
Lead Change	↙ ↘
Back	← ← ← ← ←
Marker	⊙
Sidepass	← — — — →
Hand Gallop	—————

[HSE/2-63]

Pattern Provided by:
Salt Creek Wranglers

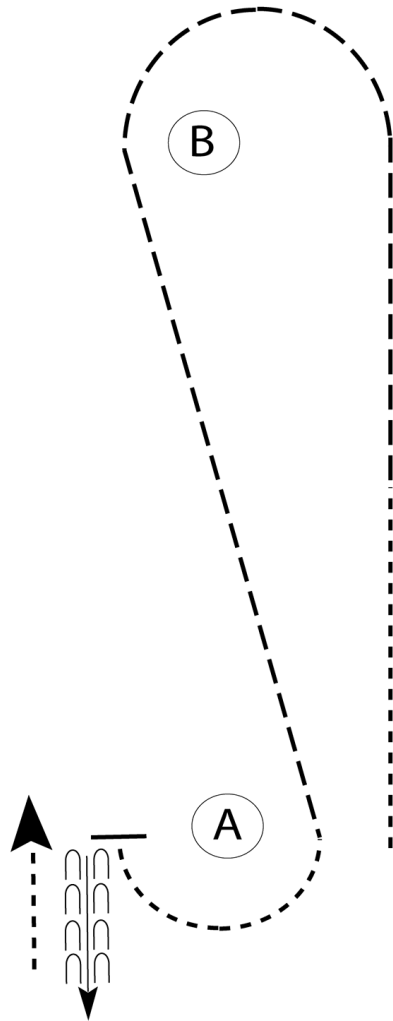
Salt Creek Wranglers May 5th Show

NOVICE Walk/Jog Western Horsemanship (NOVICE Walk/Jog)

Show Date: 05-05-2024

w w w . H o r s e S h o w P a t t e r n s . c o m

w w w . H o r s e S h o w P a t t e r n s . c o m



Be ready at A.

1. Walk halfway to B.
2. Jog to and around B.
3. Continue to jog diagonally back to A.
4. Walk around A.
5. Stop and back approximately two horse lengths.
6. Walk straight away.

Follow the instructions of your ring steward.

Walk	-----
Jog	- - - - -
Extended Jog	— — — —
Lope	
Lead Change	— / —
Back	← — — — —
Marker	Ⓚ

[WH/WT-86]

Pattern Provided by:
Salt Creek Wranglers

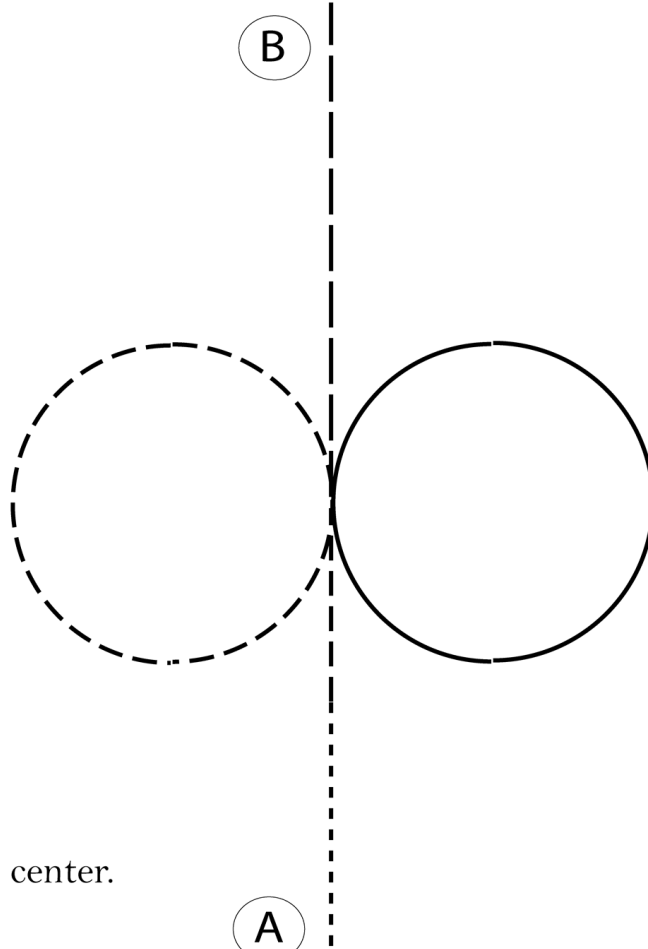
Salt Creek Wranglers May 5th Show

13 and Under Horsemanship (13 and Under)

Show Date: 05-05-2024

www.HorseShowPatterns.com

www.HorseShowPatterns.com



Be ready at A.

1. Walk halfway to center.
2. Jog to center.
3. Lope a circle to the right.
4. Jog a circle to the left.
5. Extend the jog to B.

Pattern is over once you have passed B at the jog.

Follow the directions of your ring steward.

- Walk
- Jog
- Extended Jog
- Lope
- Lead Change
- Back
- Marker

[WH/1-75]

Pattern Provided by:
Salt Creek Wranglers

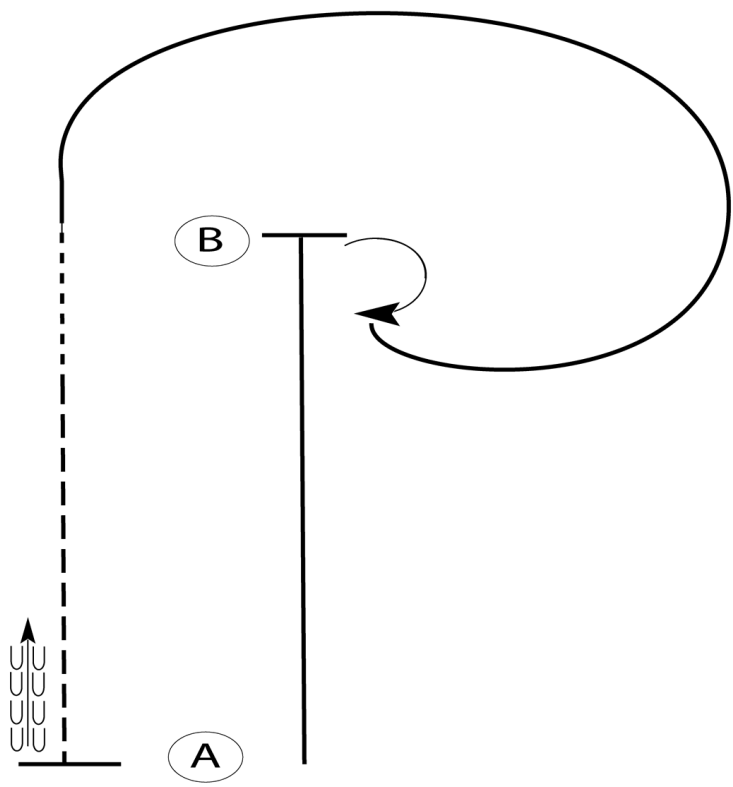
Salt Creek Wranglers May 5th Show

14 - 18 Horsemanship (14 - 18)

Show Date: 05-05-2024

w w w . H o r s e S h o w P a t t e r n s . c o m

w w w . H o r s e S h o w P a t t e r n s . c o m



Be ready at A.

1. Lope on the right lead to B.
2. Turn 180 degrees to the right.
3. Lope on the left lead back around to B.
4. At B, break to the walk.
5. Walk approximately 10 feet.
6. Jog to A.
7. Stop at A and back approximately one horse length.

Follow the instructions of your ring steward.

Walk	-----
Jog	-----
Extended Jog	-----
Lope	—————
Leg Yield	
Lead Change	↘
Back	← ○○○○
Marker	⊙ B
Sidepass	←-----→

[WH/2-43]

Pattern Provided by:
Salt Creek Wranglers

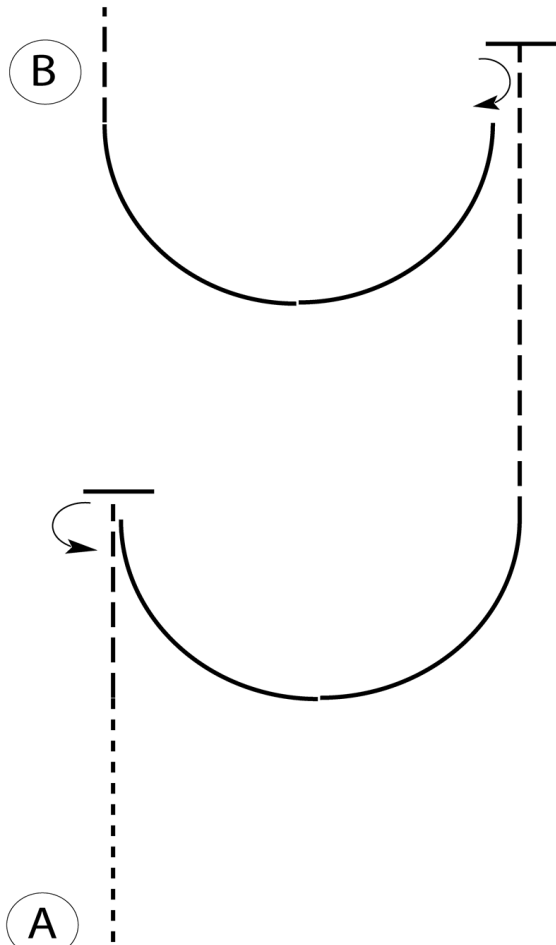
Salt Creek Wranglers May 5th Show

Adult Western Horsemanship (19 and Over, Primetime)

Show Date: 05-05-2024

w w w . H o r s e S h o w P a t t e r n s . c o m

w w w . H o r s e S h o w P a t t e r n s . c o m



Be ready at A.

1. Walk halfway to center of pattern.
2. Jog to center of pattern.
3. Stop and perform a 180 degree turn left.
4. Lope a half circle to the left.
5. Jog until even with B.
6. Stop and perform a 180 degree turn right.
7. Lope a half circle to the right.
8. When even with B, break to a jog.

Pattern is over once you have passed B at the jog.

Follow the directions of your ring steward.

Walk	-----
Jog	- - - - -
Extended Jog	— — — —
Lope	—————
Lead Change	
Back	
Marker	Ⓚ

[WH/2-76]

Pattern Provided by:
Salt Creek Wranglers

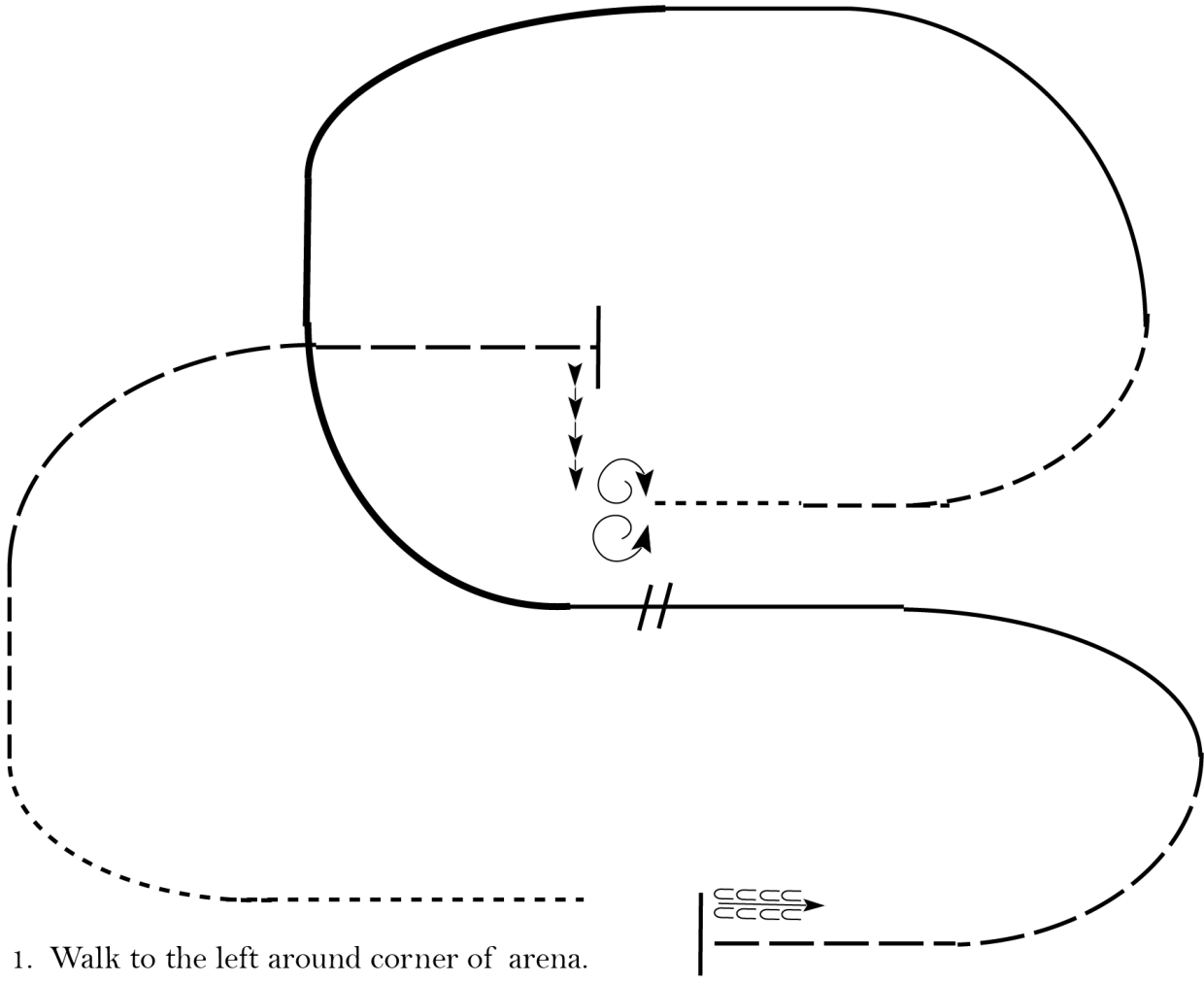
Salt Creek Wranglers May 5th Show

OPEN Ranch Riding (All Ages)

Show Date: 05-05-2024

www.HorseShowPatterns.com

www.HorseShowPatterns.com



1. Walk to the left around corner of arena.
2. Trot
3. Extend alongside of the arena and around the corner to center.
4. Stop, side pass right
5. 360 degree turn each direction (either way 1st)
6. Walk.
7. Trot.
8. Lope left lead
9. Extend the lope
10. Change leads (simple or flying)
11. Collect to the lope
12. Extend trot
13. Stop and back

Walk	-----
Jog	- - - - -
Extended Jog	— — — — —
Lope	
Lead Change	— / —
Back	← C C C C C
Marker	(B)

[RR/3]

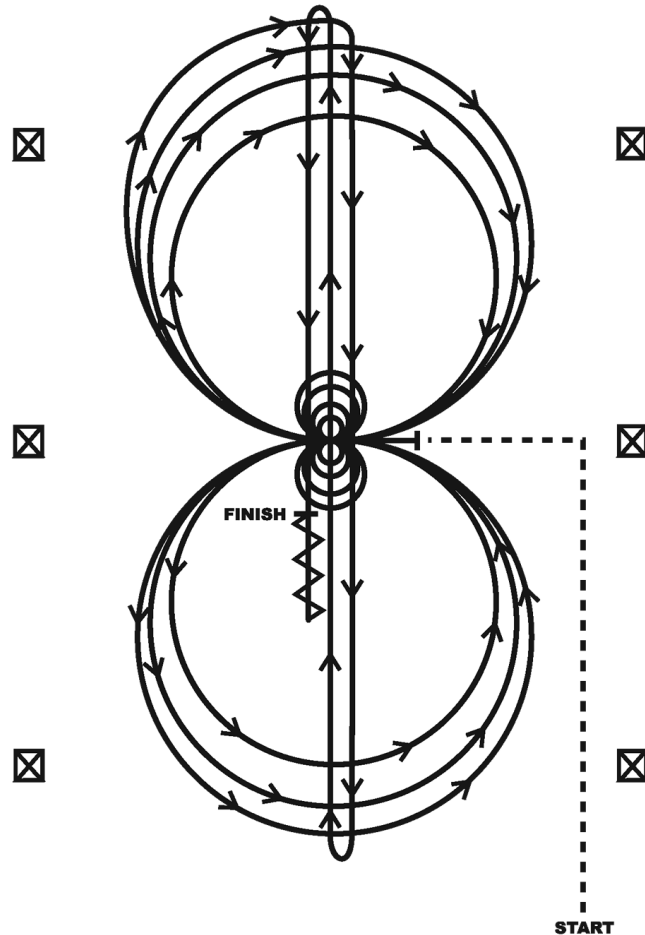
Pattern Provided by:
Salt Creek Wranglers

Salt Creek Wranglers May 5th Show

OPEN Reining (All Ages)

Show Date: 05-05-2024

REINING PATTERN 11



Horses must jog to the center of the arena. Horses must walk or stop prior to starting the pattern. Beginning at the center of the arena facing the left wall or fence.

1. Complete four spins to the left. Hesitate.
2. Complete four spins to the right. Hesitate.
3. Beginning on the right lead complete three circles to the right; the first circle small and slow; the next two circles large and fast. Change leads at the center of the arena.
4. Complete three circles to the left; the first circle small and slow; the next two circles large and fast. Change leads at the center of the arena.
5. Begin a large circle to the right, but do not close this circle. Run down the center of the arena past the end marker and do a right rollback—no hesitation.
6. Run up the middle to the opposite end of the arena past the end marker and do a left rollback—no hesitation.
7. Run past the center marker and do a sliding stop. Back up to the center of the arena or at least ten feet (three meters). Hesitate to demonstrate completion of the pattern.

[R/AQHAP-11]

Pattern Provided by:

Salt Creek Wranglers